



# UNATTENDED/SUSPICIOUS ITEM RECOGNITION AND RESPONSE GUIDE

The information contained in this quick guide is meant to be used as a frame of reference for law enforcement agencies to build and expand upon when considering the development of agency specific protocols for identification and response to an unattended or suspicious object.

It is not meant to replace, supersede, or supplant any current agency response protocols.

## DEFINITIONS:

- **UNATTENDED** – an item of unknown origin whose contents are unknown, but that which lacks any articulable information or intelligence (i.e. Bomb Threat; History of Associated Threats; Unusual Markings, Wires, or Lights Attached; Leakage of any Liquid Material; Noise Emanating from the Item; Unusual Odor, etc) that upgrades the item from unattended to suspicious. Something that seems to fit in the environment in which it was discovered (i.e. a piece of luggage on an airport shuttle, or a purse under a table at a restaurant, a gym bag at a health club, etc) unless secreted in a manner to draw suspicion.



- **SUSPICIOUS** – an item identified as potentially containing explosives, an improvised explosive device (IED), or other hazardous materials that requires bomb technician skills and equipment to further investigate. Positive and articulable information or intelligence that would upgrade an unattended item to a suspicious item would be: An Associated Threat to the area where the item was discovered; History of Associated Threats; Unusual Markings, Wires, or Lights Attached; Leakage of any Liquid Material; Noise Emanating from the Item; Unusual Odor; Visible Tanks or Bottles with Liquids; Exposed Circuit Board; etc.



## ASSESSMENT OF THREAT ASSOCIATED WITH UNATTENDED ITEMS:

### IF POSSIBLE, ASK QUESTIONS BEFORE APPROACHING


- Who found the unattended item?
- What does it look like?
- Where is it located?
- When was it first observed (use surveillance cameras, if available)?
- Why do you consider it a concern?
- How was it found?

- Is there a current threat situation?
- Has there been a history of threats?
- Does it have any unusual odor?
- Are there any wires, lights, or markings?
- Is it leaking any liquid substances?
- Any suspicious bystanders in area?



### HOW TO RESPOND TO AN UNATTENDED ITEM


- Make a decision to approach cautiously (or not approach at all)
- Consider use of radio communications versus no radio communications
- Maintain situational awareness (bystanders, the environment, etc)
- Conduct a quick external inspection of the item (wires, exposed electronics, any noises, chemical or fuel smells)
  - Keep in mind Victim Initiated or Timer Initiated types of improvised explosive devices
- Call for a Canine and/or Bomb Squad response and provide intelligence you gathered from above to responding technicians



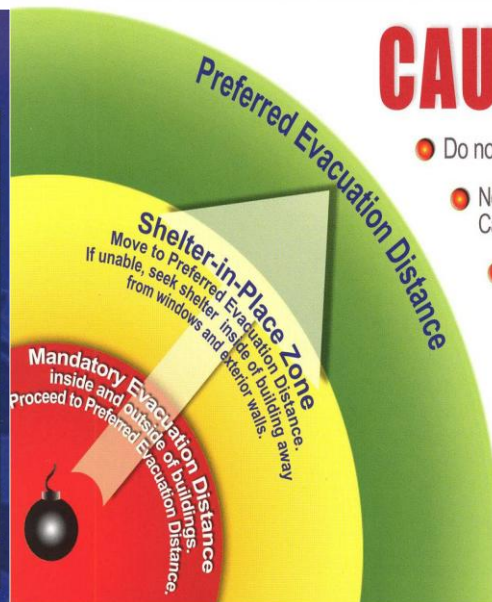
**UNCLASSIFIED / LAW ENFORCEMENT SENSITIVE**

• **HOW TO RESPOND TO A SUSPICIOUS ITEM**

- DO NOT APPROACH, TOUCH, TAMPER WITH, OR MOVE ITEM
- DO NOT USE A CANINE TEAM ON A SUSPICIOUS ITEM
- Request Bomb Technician response
- Move others away from the suspicious item in a calm, but quick manner to a shielded safer location
- Set and maintain a perimeter in accordance to the chart on next page
- Utilize distance and shielding keeping in mind glass and other falling hazards should device initiate
- Search for secondary devices in the area
- Be aware of suspicious bystanders or observers who ask probing questions about ongoing incident
- Keep witnesses on scene to assist bomb technicians and other investigative personnel
- Obtain a complete description of suspicious item and be very detailed
- Attempt to draw a picture of the device or take a photograph, if possible



Threat Description		Explosives Capacity	Mandatory Evacuation Distance	Shelter-in-Place Zone	Preferred Evacuation Distance
	Pipe Bomb	5 lbs	70 ft	71-1199 ft	+1200 ft
	Suicide Bomber	20 lbs	110 ft	111-1699 ft	+1700 ft
	Briefcase/Suitcase	50 lbs	150 ft	151-1849 ft	+1850 ft
	Car	500 lbs	320 ft	321-1899 ft	+1900 ft
	SUV/Van	1,000 lbs	400 ft	401-2399 ft	+2400 ft
	Small Delivery Truck	4,000 lbs	640 ft	641-3799 ft	+3800 ft
	Container/Water Truck	10,000 lbs	860 ft	861-5099 ft	+5100 ft
	Semi-Trailer	60,000 lbs	1570 ft	1571-9299 ft	+9300 ft



# CAUTION!

- Do not touch suspicious item
- Notify proper Authorities - Call 911
- Ensure all witnesses are available to brief 1st responders
- Recommended stand-off data should be used in conjunction with your emergency evacuation plan

Sources: Department of Homeland Security, Office for Bombing Prevention, Arlington, VA  
 FBI, Bomb Data Center, Quantico, VA  
 Technical Support Working Group, Arlington, VA